

COMPANY PROFILE



WHO ARE WE?

- ▶ Founded in 1973 in Kibbutz Neve Eitan (south of the Sea of Galilee), Pas-Gon is a manufacturer of high-quality fiberglass reinforced plastic (FRPs) profiles.
- ▶ Our profiles are produced in an advanced pultrusion process.
- ▶ About 85% of our products are exported, mainly to Europe.
- ▶ We are ISO 9001:2000 certified.

THE KEY ADVANTAGES OF WORKING WITH PAS-GON



Additional in-house services: CNC machining, drilling, subassembly



Reliable source with repeatable quality



Partial container loads



Deliveries in 3-4 weeks



Custom profiles

THE ADVANTAGES OF FIBERGLASS PROFILES



Corrosion resistant



Lightweight*



Thermal insulator



Electromagnetic transparency



Electrical insulator



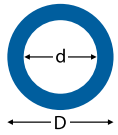
99.9% antibacterial resin

*75% lighter than steel; 35% lighter than aluminum



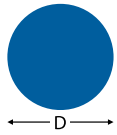
THE BAYONET-LOCK CONNECTION

A Pas-Gon development, the BAYONET-LOCK connection guarantees durability and stability in heavy-duty applications such as active conditions.



Round Tubes

No.	D	d
901	6	3
902	8	3
903	10	5
920	10	6
904	12.7	5.5
925	12.7	8
942	14.3	8
929	16	8
927	16	11
938	20	14.8
934	21	11.2
910	25.4	19.7
922	25.4	21.4
926	29	13
906	29	24
945	29	21.5
937	29.7	25.4
932	30	26
939	30	27
943	30	18
944	32	24
905	32.1	25.6
921	32.1	27
931	37	33
936	38	23
908	38.7	31.7
941	38.7	33
942	38.7	30
930	44	40
909	52	44.2
946	55	38
907	76.2	60.5
911	76.2	69.9
933	89	79
940	113	105
947	29.5	24
948	97	89



Round Rods

No.	D
719	3
722	4
723	4.5
724	5
725	6
726	6.35
766	6.5
727	8
767	8.5
729	10
730	12
731	12.7
732	14.3
733	15
734	15.9
745	18
735	19
736	20
737	20.6
738	25.4
749	27.3
739	28.3
740	31.7
748	37.7
741	38.1
742	50.8
746	55
750	30



Rectangular Bars

No.	a	b
602	3	2
622	8.5	3
610	10	5
603	10	8
611	12	5
627	12	8
625	13	9
623	13.8	2
612	15	6
617	16	10
626	20	5
613	20	6
621	20	8
620	23.5	14.33
601	24	7.4
616	27	7.5
614	30	4
615	30	6.5
628	35	5.3
618	38	24
629	40	20
630	40	40
631	50	50
619	340	4
632	120	10
633	75	10



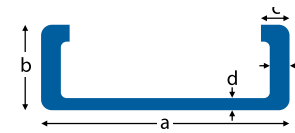
Rectangular Tubes

No.	a	b	c	d
307	38	24	2.5	3
303	40	40	4	4
321	42.5	29	3	3
305	50	50	4	4
304	50	50	5.5	5.5
913	58	25	3	3
313	58	25	2.5	4
320	61	28	3	2.9
319	64	25	2.5	4
327	64	28	3	3.5
314	67	25	2.5	3.5
323	70	25	3	3.2
325	70	25	2.4	3.2
324	73	25	2.5	5
310	73	25	2.5	3.5
309	73	25	2.7	4
311	73	25	2.5	9.5
326	73	25	3.5	3.5
308	80	25	3	3
318	80	25	2.7	5.5
306	91	91	4	4
316	98	25	3.5	3.5
329	73	25	3	3.5
302	53	25	3	3
331	90	25	3	6.5



U Channels

No.	a	b	c	d
407	38	34	4	4
417	43	37	3	3
408	47	23	3.5	3.5
411	59	54	4	4
405	73	25	5	5
426	73.1	25.1	2.5	3.7
412	74	25	3	5.5
406	83	30	5	5
409	84	28	3	4.5
416	84.8	30	3.3	5.3
415	94	35	4	5
413	152	41	6.3	6.3
422	100	50	6	6
423	80	28	3	3
424	44	29	17	3



No.	a	b	c	d	e
127	73	25	9	3	3.3
128	73	25	9	3	7



L Angles

No.	a	b	c
202	25	15	3
211	25	25	3
203	30	20	3
207	30	30	3
204	30	30	4
208	35	35	3
205	35	35	5
212	35	30	5
213	40	40	3
214	40	50	3
215	40	60	3
216	40	70	3
217	40	80	3
218	40	40	4
219	40	50	4
220	40	60	4
221	40	70	4
222	40	80	4
206	40	40	5
224	50	50	3
225	50	60	3
226	50	70	3
234	50	30	5
259	220	80	10

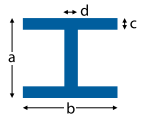
No.	a	b	c
227	50	80	3
229	50	50	4
230	50	60	4
231	50	70	5
232	50	80	4
210	50	50	5
223	52	43	5
233	56	52	5
235	60	60	3
236	60	70	3
237	60	80	3
240	60	60	4
241	60	70	4
242	60	80	4
246	70	70	3
247	70	80	3
251	70	70	4
252	70	80	4
209	76.2	76.2	6.5
257	80	80	3
262	80	80	4
266	100	60	3

PAS-GON
COMPOSITE PROFILE SOLUTIONS

**FIBERGLASS
COMPOSITE
PROFILES**

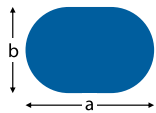
CUSTOM-MADE & EXCLUSIVE* PROFILES

Examples of special-order profiles made to customers' specifications



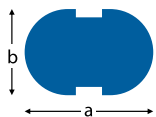
I Beams

No.	a	b	c	d
104	40	40	4.5	4.5



Oval Bars

No.	a	b
511	19	12.2
507	19	14
509	20	10
512	21.5	14.5
510	24	14
513	25.4	18
506	28.4	19
517	28	15.6
505	33	22




Slot Oval Bars


No.	a	b
514	15	11
515	19	14
516	24	14




Round Step
912 31 x 25




Solar Panel Base
136 34.5 x 25 x 2.5




Ladder Beam
312 64 x 25 x 2.5 x 4.25




Oval Tube
918 51 x 28 x 3




MRI Base
132 61.5 x 53.2 x 26




Rectangular Step
915 29 x 28 x 3 x 3.75
315 29 x 28 x 4.25 x 3.75




Step
138 71 x 53 x 4.5 x 3.2




D Rung
322 40 x 35 x 4.5 x 2.5




Z Profile
117 40 x 40 x 20 x 5




MRI Base
134 61.8 x 28.9 x 20




Hand Rail
951 50 x 42 x 4.5




Flat Step
137 80 x 30 x 3 x 3.4
113 32 x 81 x 24 x 3.25




Road Side Marker
124 100 x 2.5 x 70 x 15
125 101.5 x 2.5 x 87.5 x 7
139 126 x 2.5 x 11.4




Reinforced Rectangular Tube
914 73 x 25 x 3 x 6.6




Bottom Profile for Handrail
145 150 x 12.5 x 3




Fence Pole
109 30 x 30
110 40 x 40



Support beam
135 120 x 24 x 5.24 x 4



Electrical Cabinet Profile
425 40 x 28 x 4



Special Rung
122 28 x 27 x 3



REBARS FOR CONCRETE REINFORCEMENT
D=5-25MM

Mechanical Strength (kg/cm ²)	Rods + Bars	Profiles + Tubes
Ultimate Flexural Strength	8,000	3,000
Flexural Modulus	400,000	200,000
Ultimate Tensile Strength	7,000	2,500
Tensile Modulus	400,000	200,000
Ultimate Compressive Strength	4,200	2,500
Compressive Modulus		180,000
Ultimate Shear Strength (Torque)	390	390
Ultimate Bearing Stress		2,100
Izod Impact Strength (ASTM D-256) Ft/Lbs per inch of notch		25
Barcol Hardness	50	50
Poisson's ratio, inch per inch	0.33	0.33

Electrical Strength	Rods + Bars	Profiles + Tubes
Electrical Strength short-term in oil KV per inch**	60	35
Dielectric constant 60 Hz. (ASTM 150)*	6	5.6
Dissipation Factor 60 Hz. (ASTM 150)*	0.01	0.03
Arc Resistance (ASTM D-495) secs.***	150	120

Thermal	Rods + Bars	Profiles + Tubes
Thermal Coefficient of Expansion (ASTM D-696), inches/inch/F0***	3x10	5x10
Thermal Conductivity BTU per sq. ft./hr/ F0/in.	5	4
Specific Heat BTU/lb / F ^o	0.24	0.28
Specific Gravity (ASTM D-792)	1.8 - 2.1	1.72 - 1.86
Water Absorption, 24 hr. immersion (ASTM D-570), max. % by weight	0.25	0.60

Fire Retardant Properties	General
Intermittent Flame Test (HLT-15) rating	100
UL-94 Flammability Classification	V-1 ^
Surface spread of flame (class B.S 476 Part 7:1971)	1

Operational Temperatures (Celsius)	(-)40 to (+)120
------------------------------------	-----------------

* Specimen tested perpendicular to laminate face.

** 1" long specimen tested parallel to laminate face using 2" die electrodes.

*** Indicated reported value measured in longitudinal direction.

^ V-0 classification is available upon customers' request.

Modulus of elasticity shown in bending properties is minimum standard.

PLEASE NOTE

- 1 Above data is for all of Pas-Gon profiles.
- 2 Properties for specific profiles (in stock or custom-made) as well as additional or improved properties are available upon request.
- 3 Different resin formulations can provide even greater resistance to various chemicals if required, please consult with us.
- 4 For information or guidance concerning use of profiles in environment with chemicals, which were not listed, please consult with us.
- 5 Any uncoated, exposed, sawed or drilled fiber surface is easily "attacked" by potentially corrosive "agents". Therefore, for improved chemical resistance and profile performance, these areas should be carefully resin dipped and/or protected by other means.
- 6 All profiles that are more than 10mm. in diameter are manufactured with a special polyester veil in order to prevent the glass roving from "sticking out" on the surface.
- 7 The data in this publication is accurate and reliable to the best of our knowledge.

PAS-GON
COMPOSITE PROFILE SOLUTIONS

**GENERAL
PROPERTIES**